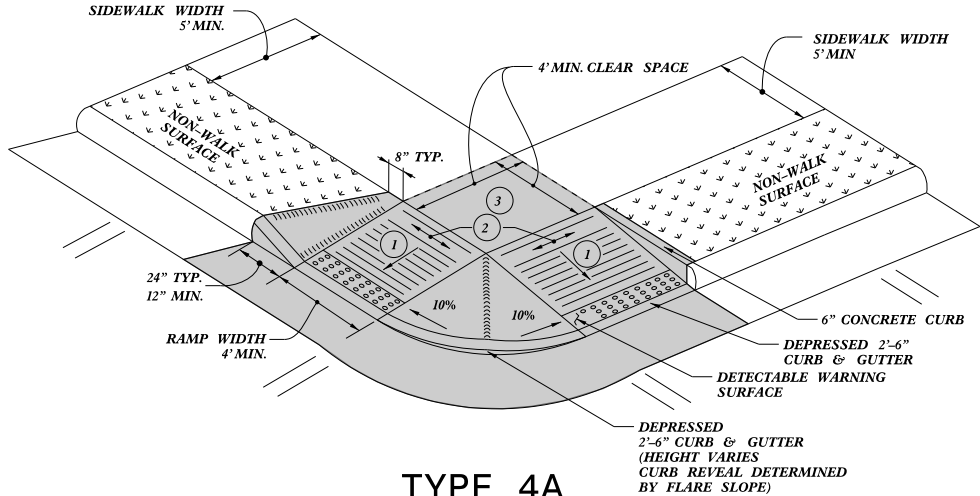
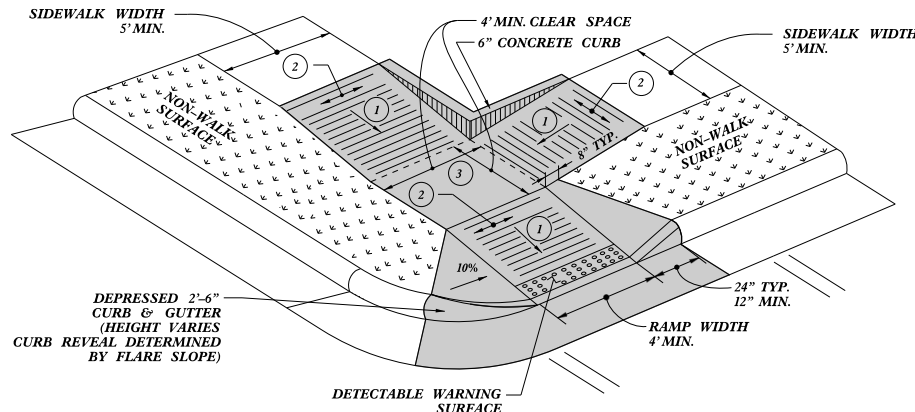


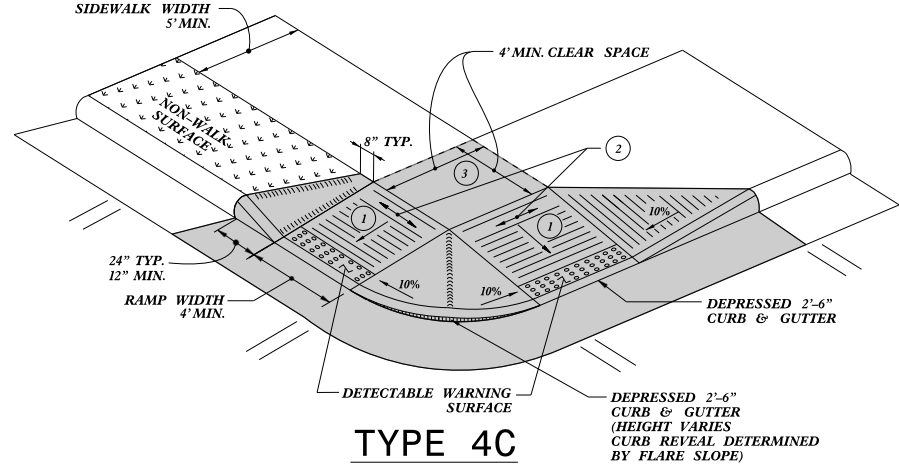
TYPE 4



TYPE 4A

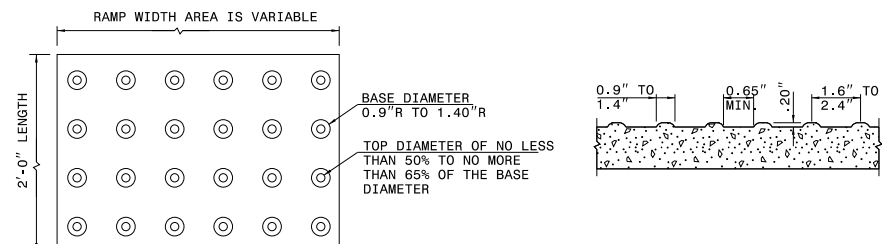


TYPE 4B



TYPE 4C

NOTES:
DETECTABLE WARNING SURFACE SHALL COVER 2'-0" LENGTH AND FULL WIDTH OF THE RAMP FLOOR AS SHOWN ON THE DETAILS.
DETECTABLE WARNING SURFACE SHALL CONTRAST VISIBLY WITH ADJOINING SURFACE, EITHER LIGHT-ON-DARK, OR DARK-ON-LIGHT SEQUENCE COVERING THE ENTIRE RAMP.



DETECTABLE WARNING SURFACE

- 1 8.33% (12:1) MAX RAMP SLOPE
- 2 CROSS SLOPE: 2.00%
- 3 MAXIMUM CROSS SLOPE AND LONGITUDINAL SLOPE OF 2.00%

PAY LIMITS FOR 1 OR 2 CURB RAMPS
(CALCULATE BASED ON NUMBER OF SETS
OF DETECTABLE WARNING SURFACES)

STATE OF
NORTH CAROLINA
DEPT. OF TRANSPORTATION
DIVISION OF HIGHWAYS
RALEIGH, N.C.

ROADWAY STANDARD DRAWING FOR
CURB RAMP
SHARED LANDING

SHEET 10 OF 13
848D06



DOCUMENT NOT CONSIDERED FINAL
UNLESS ALL SIGNATURES COMPLETED

CONTRACTS STANDARDS AND DEVELOPMENT UNIT	
Office 919-707-6950	FAX 919-250-4119
SEE TITLE BLOCK	
ORIGINAL BY: S.CALHOUN	DATE: 12-22-2023
MODIFIED BY:	DATE:
CHECKED BY:	DATE:
FILE SPEC.: special_details\nmhackler\848D0610.dgn	